

**February 22, 2022
6:00 pm**

**Economic Development Committee
City of Old Town
City Hall-Council Chambers, 2nd Floor
265 Main Street
Agenda**

Call to Order - I call the February 22, 2022, Economic Development Committee Meeting to order.

(Councilor Wight)

Please silence or turn off cell phones.

The Director of Economic and Community Development, EJ Roach, will discuss the following items:

1. Establishment of a housing development reserve fund to be used to support a housing development program that will proposed and managed by the City and the Old Town Development, LLC. Initial funding for this reserve fund will come from proceeds received from the sale of tax acquired properties.
2. Accessing State of Maine Community Action Grant funding via assistance through Bangor Area Comprehensive Transportation System (BACTS).
3. Update on the Downtown Committee/MDF Collaboration.
4. Pop-up shop update and long-range plans.

Adjournment- Do I have a motion to adjourn? Second-
All in favor-
Opposed-

The Economic Development Committee is composed of Councilors David Wight (Chair), Carol May, Stan Peterson and Council President Tim Folster (ex-officio)

February 22, 2022

- **Immediately following the Economic Services Committee meeting.**

**Finance Committee Meeting
City of Old Town
City Council Chambers, 2nd Floor
265 Main Street
Agenda**

Call to Order - I call the February 22, 2022, Finance Committee Meeting to order.

Please silence or turn off cell phones.

(Councilor Peterson)

1. Danielle Berube, Finance Director will update the Committee on the following:
(Financials attached)
 - Financials for January 2022.
2. Scott Wilcox, Director of Public Safety will discuss with the Committee on the replacement of two ambulances.
3. Discussion of either leasing or purchasing a Skid Steer for Public Works.

Adjournment: Do I have a motion to adjourn? Second-
All in favor-
Opposed

The Finance Committee is composed of Councilors Stan Peterson (Chair), Linda McLeod, Chris Pushor and Council President Tim Folster (ex-officio)

Old Town
12:16 PM

All Departments Revenue Summary

02/17/2022
Page 1

Department(s): 01 - 60
January to January

Account	Budget Net	Curr Mnth Net	YTD Net	Uncollected Balance	Percent Collected
01 - General Government	18,898,813.00	417,193.81	16,692,502.65	2,206,310.35	88.33
010 - Property Taxes for General Pur	9,459,810.00	0.00	9,800,148.58	-340,338.58	103.60
4001 - Net Tax Assessment	9,459,810.00	0.00	9,820,491.50	-360,681.50	103.81
4002 - Tax Abatements	0.00	0.00	-20,358.94	20,358.94	----
4003 - Tax Supplements	0.00	0.00	2,228.59	-2,228.59	----
4004 - Council Approved Write off	0.00	0.00	-2,212.57	2,212.57	----
015 - Public Service Taxes	1,510,500.00	86,949.05	849,959.42	660,540.58	56.27
4050 - Motor Vehicle Excise Tax	1,475,000.00	86,933.05	847,138.46	627,861.54	57.43
4070 - Housing Authority PILOT	25,000.00	0.00	1,601.26	23,398.74	6.41
4080 - Boat Excise Tax	5,000.00	16.00	1,219.70	3,780.30	24.39
4090 - Vets Excise Tax Loss	5,500.00	0.00	0.00	5,500.00	0.00
020 - Charge for Services	1,336,756.00	161,770.10	1,059,259.35	277,496.65	79.24
4540 - Tipping Fees	12,000.00	1,073.28	7,147.69	4,852.31	59.56
4545 - PAYT Bag Sales	110,000.00	13,060.10	52,092.60	57,907.40	47.36
4550 - JRL Tipping Fees	1,150,000.00	147,304.72	909,311.06	240,688.94	79.07
4555 - JRL Impact Fee	60,000.00	0.00	65,000.00	-5,000.00	108.33
4565 - Electrical Inspection	4,756.00	332.00	25,708.00	-20,952.00	540.54
025 - License, Permits and Fees	119,570.00	5,240.20	43,614.92	75,955.08	36.48
4200 - Vehicle Registration Fee	20,000.00	1,787.00	18,875.00	1,125.00	94.38
4205 - Permits	373.00	0.00	0.00	373.00	0.00
4210 - City Clerk Monthly Fees	15,000.00	1,545.20	8,797.20	6,202.80	58.65
4215 - ATV, Boat, Hunt & Fish Fees	2,000.00	164.00	795.25	1,204.75	39.76
4225 - Cable TV Franchise Fee	70,000.00	0.00	1,352.97	68,647.03	1.93
4235 - Plumbing Permit Fees	2,355.00	840.00	3,492.50	-1,137.50	148.30
4240 - Building Permit Fees	9,842.00	904.00	10,302.00	-460.00	104.67
030 - Investment Income	52,000.00	1,670.37	-23,657.92	75,657.92	-45.50
4600 - Interest on Taxes	28,000.00	6,408.50	-12,552.12	40,552.12	-44.83
4610 - Investment Income	24,000.00	-4,738.13	-11,105.80	35,105.80	-46.27
035 - Miscellaneous Revenue	198,880.00	535.16	154,818.73	44,061.27	77.85
4735 - Lien Fees	9,000.00	375.66	-5,851.12	14,851.12	-65.01
4775 - Miscellaneous Revenue	131,200.00	19.50	159,689.85	-28,489.85	121.71
4780 - Treasurer Revenue	57,000.00	0.00	0.00	57,000.00	0.00
4781 - YMCA Phone Reimbursement	840.00	70.00	490.00	350.00	58.33
4782 - Rec. Center Phone Reimbursemen	840.00	70.00	490.00	350.00	58.33
040 - Sale of Cap Assets	25,000.00	16,687.70	33,099.73	-8,099.73	132.40
4950 - Sale Of Tax Property	25,000.00	16,687.70	25,792.73	-792.73	103.17
4955 - Sale Of City Owned Property	0.00	0.00	7,307.00	-7,307.00	----
045 - Capital Reserve Transfers In	1,517,758.00	0.00	0.00	1,517,758.00	0.00
4770 - TIF Project Financing	560,908.00	0.00	0.00	560,908.00	0.00
4851 - Fund Balance Transfer	790,000.00	0.00	0.00	790,000.00	0.00
4855 - Economic Development Transfer	166,850.00	0.00	0.00	166,850.00	0.00
060 - Intergovernmental and Grants	4,678,539.00	144,341.23	4,775,259.84	-96,720.84	102.07
4305 - JRL PILOT	350,000.00	0.00	525,197.48	-175,197.48	150.06
4310 - Homestead	325,530.00	0.00	396,650.00	-71,120.00	121.85
4315 - B.E.T.E	2,780,000.00	0.00	2,798,589.00	-18,589.00	100.67
4320 - State Municipal Rev Sharin	1,192,862.00	143,054.57	1,026,493.26	166,368.74	86.05
4325 - Snowmobile State Reimburse	1,500.00	0.00	0.00	1,500.00	0.00
4335 - Tree Growth	18,000.00	0.00	25,007.57	-7,007.57	138.93
4345 - General Assistance Reimburse.	10,647.00	1,286.66	3,322.53	7,324.47	31.21
02 - Public Safety	957,146.00	23,849.23	559,007.39	398,138.61	58.40
020 - Charge for Services	908,800.00	23,529.23	513,169.38	395,630.62	56.47

Old Town
12:16 PM

All Departments Revenue Summary

02/17/2022
Page 2

Department(s): 01 - 60
January to January

Account	Budget Net	Curr Mnth Net	YTD Net	Uncollected Balance	Percent Collected
02 - Public Safety CONT'D					
4520 - Emergency Vehicle Services	618,000.00	22,516.23	292,844.33	325,155.67	47.39
4525 - Fire Services	73,200.00	0.00	138.00	73,062.00	0.19
4530 - Police Service	3,000.00	53.00	1,010.00	1,990.00	33.67
4535 - Ambulance Agreements	214,600.00	960.00	219,177.05	-4,577.05	102.13
025 - License, Permits and Fees	1,800.00	0.00	574.00	1,226.00	31.89
4230 - Gun Permits	300.00	0.00	74.00	226.00	24.67
4250 - Leased Parking	1,500.00	0.00	500.00	1,000.00	33.33
035 - Miscellaneous Revenue	2,300.00	320.00	1,018.01	1,281.99	44.26
4100 - Traffic Fines	1,500.00	320.00	968.01	531.99	64.53
4120 - Court Fees	500.00	0.00	50.00	450.00	10.00
4130 - Court Restitution	300.00	0.00	0.00	300.00	0.00
060 - Intergovernmental and Grants	44,246.00	0.00	44,246.00	0.00	100.00
4410 - DOJ School Officer	44,246.00	0.00	44,246.00	0.00	100.00
03 - Public Works	44,500.00	687.08	24,585.61	19,914.39	55.25
025 - License, Permits and Fees	12,500.00	456.25	10,052.00	2,448.00	80.42
4245 - Dump Permits	12,500.00	456.25	10,052.00	2,448.00	80.42
035 - Miscellaneous Revenue	32,000.00	230.83	14,533.61	17,466.39	45.42
4745 - Public Works Miscellaneous	5,000.00	230.83	-375.39	5,375.39	-7.51
4750 - Cemetery Income	12,000.00	0.00	14,909.00	-2,909.00	124.24
4755 - Cemetery Fund	15,000.00	0.00	0.00	15,000.00	0.00
05 - Culture and Recreation	14,300.00	76.80	5,694.87	8,605.13	39.82
020 - Charge for Services	9,600.00	20.00	4,030.00	5,570.00	41.98
4515 - Non-Res Library User Fees	2,800.00	20.00	830.00	1,970.00	29.64
4560 - Milford Library Fees	6,800.00	0.00	3,200.00	3,600.00	47.06
035 - Miscellaneous Revenue	4,700.00	56.80	1,664.87	3,035.13	35.42
4110 - Library Fines & Fees	3,200.00	38.00	1,064.25	2,135.75	33.26
4740 - Library Copier Sales	1,500.00	18.80	600.62	899.38	40.04
06 - Airport	318,280.00	164,195.92	146,600.86	171,679.14	46.06
015 - Public Service Taxes	3,900.00	0.00	0.00	3,900.00	0.00
4060 - Airplane Excise Tax	3,900.00	0.00	0.00	3,900.00	0.00
020 - Charge for Services	147,880.00	164,195.92	146,600.86	1,279.14	99.14
4500 - Airport Sales	47,380.00	31,144.13	10,044.07	37,335.93	21.20
4510 - Hangar Rentals	100,500.00	133,051.79	136,056.79	-35,556.79	135.38
4515 - Land Lease	0.00	0.00	500.00	-500.00	----
045 - Capital Reserve Transfers In	166,500.00	0.00	0.00	166,500.00	0.00
4850 - Airport Hanger Reserve Transfe	166,500.00	0.00	0.00	166,500.00	0.00
09 - Reserve Funds	0.00	3,020.45	136,067.35	-136,067.35	----
030 - Investment Income	0.00	0.00	114.06	-114.06	----
4611 - Economic Development	0.00	0.00	85.50	-85.50	----
4612 - Skateboard Park	0.00	0.00	28.56	-28.56	----
035 - Miscellaneous Revenue	0.00	20.45	29,233.29	-29,233.29	----
4776 - Cell Tower Rental	0.00	0.00	4,851.64	-4,851.64	----
4777 - Riverfest	0.00	0.00	300.00	-300.00	----
4779 - Forfeitures	0.00	20.00	3,365.00	-3,365.00	----
4783 - Smoke Detectors	0.00	0.00	220.00	-220.00	----
4784 - Evidence Room	0.00	0.45	20,496.65	-20,496.65	----

Old Town
12:16 PM

All Departments Revenue Summary

Department(s): 01 - 60
January to January

02/17/2022
Page 3

Account	Budget Net	Curr Mnth Net	YTD Net	Uncollected Balance	Percent Collected
09 - Reserve Funds CONT'D					
045 - Transfers in from Capital Rese	0.00	3,000.00	3,000.00	-3,000.00	----
4852 - City Facility Reserve	0.00	3,000.00	3,000.00	-3,000.00	----
060 - Intergovernmental and Grants	0.00	0.00	103,720.00	-103,720.00	----
4300 - Highway Block Grant	0.00	0.00	103,720.00	-103,720.00	----
50 - Library Trust					
	0.00	447.96	5,120.57	-5,120.57	----
035 - Miscellaneous Revenue	0.00	447.96	5,120.57	-5,120.57	----
4741 - Library Grants	0.00	69.97	3,391.20	-3,391.20	----
4742 - Memorial Books	0.00	377.99	1,729.37	-1,729.37	----
Final Totals	20,233,039.00	609,471.25	17,569,579.30	2,663,459.70	86.84

Old Town
12:21 PM

All Departments Expense Summary

02/17/2022

Department(s): 01 - 60
January to January

Page 1

Account	Budget Net	Curr Mnth Net	YTD Net	Unexpended Balance	Percent Spent
01 - General Government	6,618,295.42	180,947.71	3,475,401.57	3,142,893.85	52.51
100 - Central Services Operations	2,236,444.15	48,199.01	1,565,501.01	670,943.14	70.00
10 - Wages	278,430.00	20,552.48	150,094.28	128,335.72	53.91
15 - Taxes and Benefits	336,638.20	11,991.54	354,090.59	-17,452.39	105.18
20 - Travel and Training	3,650.00	979.90	1,404.79	2,245.21	38.49
25 - Professional Fees and Services	55,482.00	12,213.82	38,240.28	17,241.72	68.92
30 - Supplies	40,019.95	1,343.95	15,672.21	24,347.74	39.16
35 - Insurances	102,700.00	0.00	97,144.00	5,556.00	94.59
40 - Repairs and Maintenance	507.00	0.00	0.00	507.00	0.00
45 - Utilities	6,084.00	402.32	3,040.76	3,043.24	49.98
50 - Advertising and Outreach	20,280.00	715.00	5,396.46	14,883.54	26.61
55 - Dues and Subscriptions	1,014.00	0.00	517.00	497.00	50.99
60 - Lease and Capital Equipment	608.00	0.00	0.00	608.00	0.00
70 - Debt and Interest	1,391,031.00	0.00	899,900.64	491,130.36	64.69
110 - City Clerk	147,183.00	10,265.94	66,168.12	81,014.88	44.96
10 - Wages	69,799.00	5,390.95	39,611.85	30,187.15	56.75
15 - Taxes and Benefits	39,323.00	2,677.05	19,591.42	19,731.58	49.82
20 - Travel and Training	5,425.00	0.00	0.00	5,425.00	0.00
25 - Professional Fees and Services	10,881.00	1,973.66	5,438.76	5,442.24	49.98
30 - Supplies	1,470.00	0.00	94.26	1,375.74	6.41
45 - Utilities	1,217.00	100.28	687.83	529.17	56.52
50 - Advertising and Outreach	18,556.00	124.00	684.00	17,872.00	3.69
55 - Dues and Subscriptions	512.00	0.00	60.00	452.00	11.72
115 - Elections & Registrations	21,193.00	0.00	3,812.07	17,380.93	17.99
10 - Wages	8,432.00	0.00	2,335.69	6,096.31	27.70
15 - Taxes and Benefits	587.00	0.00	42.02	544.98	7.16
25 - Professional Fees and Services	4,158.00	0.00	1,017.53	3,140.47	24.47
30 - Supplies	608.00	0.00	249.83	358.17	41.09
40 - Repairs and Maintenance	5,000.00	0.00	0.00	5,000.00	0.00
50 - Advertising and Outreach	2,408.00	0.00	167.00	2,241.00	6.94
120 - City Manger	3,235,432.54	52,367.08	1,408,503.74	1,826,928.80	43.53
10 - Wages	174,822.00	16,834.32	97,962.58	76,859.42	56.04
15 - Taxes and Benefits	77,602.00	5,008.28	35,124.47	42,477.53	45.26
20 - Travel and Training	3,721.00	895.00	1,368.82	2,352.18	36.79
25 - Professional Fees and Services	709,147.78	13,474.96	95,789.81	613,357.97	13.51
30 - Supplies	23,992.12	262.25	2,914.49	21,077.63	12.15
45 - Utilities	2,231.00	100.28	1,397.75	833.25	62.65
50 - Advertising and Outreach	304.00	0.00	1,666.00	-1,362.00	548.03
55 - Dues and Subscriptions	12,240.00	7,139.00	7,688.02	4,551.98	62.81
60 - Lease and Capital Equipment	1,627,264.62	8,652.99	1,150,348.77	476,915.85	70.69
65 - Intergovernmental and Grants	604,108.02	0.00	14,243.03	589,864.99	2.36
125 - Economic Development	486,680.73	20,441.71	167,013.42	319,667.31	34.32
10 - Wages	85,737.00	8,473.31	50,442.12	35,294.88	58.83
15 - Taxes and Benefits	16,566.00	1,166.20	7,845.53	8,720.47	47.36
20 - Travel and Training	5,425.00	0.00	350.00	5,075.00	6.45
25 - Professional Fees and Services	300,605.73	7,179.63	80,596.60	220,009.13	26.81
30 - Supplies	4,300.00	24.70	143.72	4,156.28	3.34
40 - Repairs and Maintenance	6,000.00	88.28	88.28	5,911.72	1.47
45 - Utilities	1,217.00	206.72	854.79	362.21	70.24
50 - Advertising and Outreach	32,600.00	3,202.87	9,485.38	23,114.62	29.10
55 - Dues and Subscriptions	3,230.00	100.00	1,900.00	1,330.00	58.82
60 - Lease and Capital Equipment	16,000.00	0.00	0.00	16,000.00	0.00
65 - Intergovernmental and Grants	15,000.00	0.00	15,307.00	-307.00	102.05
130 - Code Enforcement	121,519.00	7,799.47	56,088.73	65,430.27	46.16

Old Town
12:21 PM

All Departments Expense Summary

02/17/2022

Department(s): 01 - 60
January to January

Page 2

Account	Budget Net	Curr Mnth Net	YTD Net	Unexpended Balance	Percent Spent
01 - General Government CONT'D					
10 - Wages	74,354.00	5,716.80	42,019.34	32,334.66	56.51
15 - Taxes and Benefits	22,690.00	1,637.42	11,955.60	10,734.40	52.69
20 - Travel and Training	4,512.00	226.61	730.45	3,781.55	16.19
25 - Professional Fees and Services	17,682.00	2.65	518.03	17,163.97	2.93
30 - Supplies	507.00	115.71	227.38	279.62	44.85
45 - Utilities	1,115.00	100.28	637.93	477.07	57.21
50 - Advertising and Outreach	355.00	0.00	0.00	355.00	0.00
55 - Dues and Subscriptions	304.00	0.00	0.00	304.00	0.00
140 - Assessor	177,933.00	23,766.77	104,347.45	73,585.55	58.64
10 - Wages	118,717.00	8,690.25	62,627.68	56,089.32	52.75
15 - Taxes and Benefits	20,314.00	1,658.35	11,882.91	8,431.09	58.50
20 - Travel and Training	6,084.00	435.08	950.90	5,133.10	15.63
25 - Professional Fees and Services	26,918.00	12,779.84	27,592.15	-674.15	102.50
30 - Supplies	1,400.00	89.99	302.97	1,097.03	21.64
40 - Repairs and Maintenance	608.00	12.99	12.99	595.01	2.14
45 - Utilities	1,521.00	100.27	642.85	878.15	42.26
50 - Advertising and Outreach	507.00	0.00	0.00	507.00	0.00
55 - Dues and Subscriptions	850.00	0.00	335.00	515.00	39.41
60 - Lease and Capital Equipment	1,014.00	0.00	0.00	1,014.00	0.00
330 - Municipal Buildings Operations	191,910.00	18,107.73	103,967.03	87,942.97	54.17
25 - Professional Fees and Services	63,731.00	4,024.42	38,640.60	25,090.40	60.63
30 - Supplies	8,720.00	338.13	5,255.26	3,464.74	60.27
40 - Repairs and Maintenance	73,718.00	6,713.53	42,731.04	30,986.96	57.97
45 - Utilities	45,741.00	7,031.65	17,340.13	28,400.87	37.91
02 - Public Safety	5,164,554.00	463,256.70	2,657,579.18	2,506,974.82	51.46
200 - Police Operations	1,979,751.00	135,808.51	1,036,329.89	943,421.11	52.35
10 - Wages	1,296,166.00	87,850.10	694,980.36	601,185.64	53.62
15 - Taxes and Benefits	435,033.00	28,438.80	211,256.85	223,776.15	48.56
20 - Travel and Training	39,039.00	3,106.82	12,264.27	26,774.73	31.42
25 - Professional Fees and Services	45,186.00	1,841.99	36,979.09	8,206.91	81.84
30 - Supplies	56,784.00	7,645.21	37,513.78	19,270.22	66.06
40 - Repairs and Maintenance	58,263.00	3,040.28	25,675.77	32,587.23	44.07
45 - Utilities	45,427.00	3,130.31	14,852.27	30,574.73	32.69
50 - Advertising and Outreach	1,318.00	0.00	1,952.50	-634.50	148.14
55 - Dues and Subscriptions	2,535.00	755.00	855.00	1,680.00	33.73
210 - Fire Operations	1,715,630.00	204,111.28	888,742.15	826,887.85	51.80
10 - Wages	886,227.00	81,147.56	473,042.22	413,184.78	53.38
15 - Taxes and Benefits	305,020.00	23,036.52	130,764.79	174,255.21	42.87
20 - Travel and Training	18,252.00	820.69	8,669.35	9,582.65	47.50
25 - Professional Fees and Services	15,311.00	2,124.03	9,532.53	5,778.47	62.26
30 - Supplies	60,333.00	2,949.94	20,773.25	39,559.75	34.43
40 - Repairs and Maintenance	44,109.00	3,874.51	51,577.23	-7,468.23	116.93
45 - Utilities	25,350.00	2,816.39	13,068.52	12,281.48	51.55
50 - Advertising and Outreach	2,535.00	0.00	120.00	2,415.00	4.73
55 - Dues and Subscriptions	4,056.00	0.00	2,760.98	1,295.02	68.07
60 - Lease and Capital Equipment	354,437.00	87,341.64	178,433.28	176,003.72	50.34
220 - Ambulance Operations	1,351,357.00	116,227.07	685,532.37	665,824.63	50.73
10 - Wages	886,227.00	79,744.10	465,067.61	421,159.39	52.48
15 - Taxes and Benefits	305,020.00	22,517.61	128,193.26	176,826.74	42.03
20 - Travel and Training	31,434.00	1,376.65	4,267.40	27,166.60	13.58
25 - Professional Fees and Services	11,154.00	2,123.54	8,119.92	3,034.08	72.80
30 - Supplies	50,395.00	6,060.60	43,170.21	7,224.79	85.66
40 - Repairs and Maintenance	27,378.00	1,838.03	23,927.63	3,450.37	87.40

Old Town
12:21 PM**All Departments Expense Summary**

02/17/2022

Department(s): 01 - 60

Page 3

January to January

Account	Budget Net	Curr Mnth Net	YTD Net	Unexpended Balance	Percent Spent
02 - Public Safety CONT'D					
45 - Utilities	24,336.00	2,566.54	12,444.79	11,891.21	51.14
55 - Dues and Subscriptions	1,724.00	0.00	341.55	1,382.45	19.81
60 - Lease and Capital Equipment	13,689.00	0.00	0.00	13,689.00	0.00
300 - Public Works Operations	117,816.00	7,109.84	46,974.77	70,841.23	39.87
40 - Repairs and Maintenance	24,762.00	85.93	8,395.93	16,366.07	33.91
60 - Lease and Capital Equipment	93,054.00	7,023.91	38,578.84	54,475.16	41.46
03 - Public Works	1,901,762.00	156,859.10	824,194.32	1,077,567.68	43.34
300 - Public Works Operations	1,901,762.00	156,859.10	824,194.32	1,077,567.68	43.34
10 - Wages	761,074.00	69,167.08	433,532.47	327,541.53	56.96
15 - Taxes and Benefits	344,989.00	25,537.06	173,011.90	171,977.10	50.15
20 - Travel and Training	2,715.00	-79.10	1,430.53	1,284.47	52.69
25 - Professional Fees and Services	65,303.00	8,083.96	18,363.73	46,939.27	28.12
30 - Supplies	223,327.00	27,074.98	53,779.68	169,547.32	24.08
40 - Repairs and Maintenance	474,821.00	22,512.69	125,960.89	348,860.11	26.53
45 - Utilities	27,704.00	4,562.43	17,385.12	10,318.88	62.75
60 - Lease and Capital Equipment	1,829.00	0.00	730.00	1,099.00	39.91
04 - Sanitation	538,780.00	12,503.90	237,410.08	301,369.92	44.06
120 - City Manager	538,780.00	12,503.90	237,410.08	301,369.92	44.06
25 - Professional Fees and Services	538,780.00	12,503.90	237,410.08	301,369.92	44.06
05 - Culture and Recreation	782,364.52	59,243.84	367,208.94	415,155.58	46.94
310 - Park Maintenance Operations	294,665.00	23,012.30	121,737.10	172,927.90	41.31
10 - Wages	80,800.00	0.00	25,039.50	55,760.50	30.99
15 - Taxes and Benefits	6,181.00	0.00	1,915.55	4,265.45	30.99
25 - Professional Fees and Services	114,955.00	20,987.00	48,505.77	66,449.23	42.20
30 - Supplies	48,858.00	1,856.60	39,265.58	9,592.42	80.37
40 - Repairs and Maintenance	6,939.00	0.00	2,232.97	4,706.03	32.18
45 - Utilities	14,100.00	168.70	4,777.73	9,322.27	33.88
50 - Advertising and Outreach	2,500.00	0.00	0.00	2,500.00	0.00
60 - Lease and Capital Equipment	20,332.00	0.00	0.00	20,332.00	0.00
400 - Library Operations	487,699.52	36,231.54	245,471.84	242,227.68	50.33
10 - Wages	298,769.00	27,351.31	167,123.99	131,645.01	55.94
15 - Taxes and Benefits	72,037.00	3,291.68	25,509.27	46,527.73	35.41
20 - Travel and Training	2,332.00	0.00	0.00	2,332.00	0.00
25 - Professional Fees and Services	11,255.00	0.00	6,697.14	4,557.86	59.50
30 - Supplies	73,799.52	1,386.30	30,894.63	42,904.89	41.86
40 - Repairs and Maintenance	507.00	740.00	740.00	-233.00	145.96
45 - Utilities	28,493.00	3,462.25	14,255.81	14,237.19	50.03
55 - Dues and Subscriptions	507.00	0.00	251.00	256.00	49.51
06 - Airport	468,218.00	48,026.67	384,040.76	84,177.24	82.02
150 - Airport Operations	468,218.00	48,026.67	384,040.76	84,177.24	82.02
10 - Wages	136,411.00	11,004.31	78,573.17	57,837.83	57.60
15 - Taxes and Benefits	12,284.00	1,150.57	8,337.58	3,946.42	67.87
20 - Travel and Training	0.00	0.00	164.00	-164.00	----
25 - Professional Fees and Services	61,601.00	12,328.60	36,491.90	25,109.10	59.24
30 - Supplies	9,126.00	587.15	3,613.87	5,512.13	39.60
35 - Insurances	5,000.00	0.00	3,500.00	1,500.00	70.00
40 - Repairs and Maintenance	53,032.00	17,793.41	44,121.61	8,910.39	83.20
45 - Utilities	23,250.00	4,217.63	9,634.13	13,615.87	41.44
50 - Advertising and Outreach	456.00	0.00	1,449.50	-993.50	317.87
55 - Dues and Subscriptions	558.00	945.00	945.00	-387.00	169.35
60 - Lease and Capital Equipment	166,500.00	0.00	197,210.00	-30,710.00	118.44
07 - Education	5,262,440.00	877,073.28	3,508,293.03	1,754,146.97	66.67

Old Town
12:21 PM

All Departments Expense Summary

02/17/2022

Department(s): 01 - 60
January to January

Page 4

Account	Budget Net	Curr Mnth Net	YTD Net	Unexpended Balance	Percent Spent
07 - Education CONT'D					
120 - City Manager	5,262,440.00	877,073.28	3,508,293.03	1,754,146.97	66.67
65 - Intergovernmental and Grants	5,262,440.00	877,073.28	3,508,293.03	1,754,146.97	66.67
08 - County Tax	733,570.00	0.00	733,570.00	0.00	100.00
120 - City Manager	733,570.00	0.00	733,570.00	0.00	100.00
65 - Intergovernmental and Grants	733,570.00	0.00	733,570.00	0.00	100.00
09 - Reserve Funds	0.00	383.12	59,637.13	-59,637.13	----
520 - Airport Hangar Reserve	0.00	0.00	57,466.99	-57,466.99	----
25 - Professional Fees and Services	0.00	0.00	16,127.99	-16,127.99	----
65 - Intergovernmental and Grants	0.00	0.00	41,339.00	-41,339.00	----
540 - Forfeitures - D.A.R.E	0.00	383.12	2,170.14	-2,170.14	----
30 - Supplies	0.00	383.12	2,170.14	-2,170.14	----
50 - Library Trust	0.00	50.00	6,493.23	-6,493.23	----
550 - Library Grants	0.00	50.00	50.00	-50.00	----
30 - Supplies	0.00	50.00	50.00	-50.00	----
551 - Memorial Books	0.00	0.00	66.99	-66.99	----
30 - Supplies	0.00	0.00	66.99	-66.99	----
553 - O.T. Pub Lib Endowment Fund	0.00	0.00	6,376.24	-6,376.24	----
30 - Supplies	0.00	0.00	6,376.24	-6,376.24	----
Final Totals	21,469,983.94	1,798,344.32	12,253,828.24	9,216,155.70	57.07

Old Town
12:18 PM

All Departments Revenue Summary

Department(s): 80 - 80
January to January

02/17/2022
Page 1

Account	Budget Net	Curr Mnth Net	YTD Net	Uncollected Balance	Percent Collected
80 - Proprietary Funds	1,867,777.00	379,112.48	784,444.24	1,083,332.76	42.00
020 - Charge for Services	1,576,715.00	376,789.26	775,878.75	800,836.25	49.21
4570 - Old Town User Fees	1,460,030.00	378,256.57	752,648.58	707,381.42	51.55
4571 - Milford User Fees	116,685.00	0.00	30,498.60	86,186.40	26.14
4572 - User Fee Abatements	0.00	-1,467.31	-7,268.43	7,268.43	----
030 - Investment Income	5,000.00	151.86	1,050.03	3,949.97	21.00
4610 - Investment Income	5,000.00	151.86	1,050.03	3,949.97	21.00
035 - Miscellaneous Revenue	15,900.00	2,171.36	7,515.46	8,384.54	47.27
4205 - Permits	100.00	0.00	0.00	100.00	0.00
4601 - Interest on User Fees	6,000.00	936.55	4,110.68	1,889.32	68.51
4735 - Lien Fees	7,000.00	1,234.81	2,214.78	4,785.22	31.64
4775 - Miscellaneous Revenues	2,800.00	0.00	1,190.00	1,610.00	42.50
045 - Capital Reserve Transfers In	270,162.00	0.00	0.00	270,162.00	0.00
4927 - Debt Redemption Reserve	270,162.00	0.00	0.00	270,162.00	0.00
Final Totals	1,867,777.00	379,112.48	784,444.24	1,083,332.76	42.00

Old Town
12:23 PM

All Departments Expense Summary

02/17/2022

Department(s): 80 - 80

Page 1

January to January

Account	Budget Net	Curr Mnth Net	YTD Net	Unexpended Balance	Percent Spent
80 - Proprietary Funds	2,995,757.10	87,663.91	795,658.62	2,200,098.48	26.56
800 - Administration	2,579,307.10	59,229.68	640,715.52	1,938,591.58	24.84
10 - Wages	391,341.00	31,830.58	227,307.63	164,033.37	58.08
15 - Taxes and Benefits	151,418.00	9,100.98	75,417.98	76,000.02	49.81
20 - Travel and Training	4,000.00	0.00	740.00	3,260.00	18.50
25 - Professional Fees and Services	109,600.00	1,845.13	4,623.28	104,976.72	4.22
30 - Supplies	6,900.00	0.00	2,053.16	4,846.84	29.76
35 - Insurances	27,200.00	0.00	26,192.00	1,008.00	96.29
40 - Repairs and Maintenance	14,800.00	1,045.06	6,378.14	8,421.86	43.10
50 - Advertising and Outreach	7,000.00	0.00	704.68	6,295.32	10.07
55 - Dues and Subscriptions	7,000.00	100.00	1,655.00	5,345.00	23.64
60 - Lease and Capital Equipment	1,317,696.10	129.36	35,215.39	1,282,480.71	2.67
70 - Debt and Interest	542,352.00	15,178.57	260,428.26	281,923.74	48.02
802 - Maintenance	133,200.00	3,348.97	39,694.09	93,505.91	29.80
25 - Professional Fees and Services	30,000.00	0.00	6,162.88	23,837.12	20.54
30 - Supplies	29,000.00	0.00	3,824.55	25,175.45	13.19
40 - Repairs and Maintenance	27,500.00	305.25	11,752.11	15,747.89	42.73
45 - Utilities	36,700.00	3,043.72	17,954.55	18,745.45	48.92
60 - Lease and Capital Equipment	10,000.00	0.00	0.00	10,000.00	0.00
804 - Wastewater Treatment Facility	209,500.00	18,482.11	80,736.73	128,763.27	38.54
25 - Professional Fees and Services	20,000.00	1,438.41	8,852.12	11,147.88	44.26
30 - Supplies	27,500.00	1,278.35	9,335.42	18,164.58	33.95
40 - Repairs and Maintenance	16,500.00	905.76	16,106.09	393.91	97.61
45 - Utilities	95,500.00	14,859.59	46,443.10	49,056.90	48.63
60 - Lease and Capital Equipment	50,000.00	0.00	0.00	50,000.00	0.00
806 - Sludge Disposal	73,750.00	6,603.15	34,512.28	39,237.72	46.80
25 - Professional Fees and Services	67,500.00	5,612.04	32,266.01	35,233.99	47.80
40 - Repairs and Maintenance	1,500.00	0.00	274.60	1,225.40	18.31
45 - Utilities	4,750.00	991.11	1,971.67	2,778.33	41.51
Final Totals	2,995,757.10	87,663.91	795,658.62	2,200,098.48	26.56

February 22 , 2022
-immediately following the Finance Services Committee meeting

Special Council Meeting
City of Old Town
City Council Chambers, 2nd Floor
265 Main Street
Agenda

I. Call to Order - I call the February 22, 2022, Special Council Meeting to order.

Please turn off or silence cell phones.

(Council President Folster)

II. Flag Salute

III. Roll Call

IV. Approval of the Minutes

February 07, 2022, Regular Council meeting minutes.

V. Petitions, Communications, and Citizens' Requests

VI. Reports

A. Council President

B. Standing Committees

Administrative, Economic, Finance and Public Services

C. City Councilors

D. City Attorney

E. Special Committees

F. City Manager

VII. Consent Agenda, items 1 - 3

1. The City Council will consider approval for new applications of a Victualer's License and a Malt & Vinous Liquor License for Pepper's Landing, legal name, OTPL, LLC. Located at 170 Main Street, pending final inspections.

Suggested motion: Resolved, the Old Town City Council hereby approves the new applications for a Victualer's License and a Malt & Vinous Liquor License for Pepper's Landing, legal name, OTPL, LLC. Located at 170 Main Street, pending final inspections.

2. The City Council will consider approval for renewal applications of a Victualer's License and a Malt & Vinous Liquor License for Old Town Bowling Center, LLC. Located at 156 Center Street, pending final inspections.

Suggested motion: Resolved, the Old Town City Council hereby approves the new applications of a Victualer's License and a Malt & Vinous Liquor License for Old Town Bowling Center, LLC. Located at 156 Center Street, pending final inspections.

3. The City Council will consider approval of a renewal application of a Victualer's License for DMCP Group, LLC. d/b/a Dunkin Donuts, located at 975 Stillwater Ave., pending final inspections.

Suggested motion: Resolved, the Old Town City Council hereby approves the renewal of a Victualer's License for DMCP Group, LLC. d/b/a Dunkin Donuts, located at 975 Stillwater Ave., pending final inspections.

(Councilor Wight)

VIII. Hearings and Second Reading of Ordinance**IX. Old Business**

X. New Business, 1 item

1. The City Council will consider the sale of a piece of a property as shown on Assessor's Map 23, Lot 30-A, currently owned by the City of Old Town to Milligan's Landing LLC. The Milligan's will be responsible for the surveying of the property, deed description, the recording of the property, any legal expenses and for any and all other cost associated with this transaction. (See exhibits A & B)

Suggested motion: Resolved, the Old Town City Council hereby agrees to sell a piece of a property as shown on Assessor's Map 23, Lot 30-A to Milligan's Landing LLC in an amount to be determined by the City Assessor in accordance with past practice. This parcel contains approximately .20 acres. (8,797 sq. ft.) Actual dimensions have been verified in the field by a licensed surveyor and reflected accurately within the deed.

Milligan's Landing LLC will be responsible for the surveying of the property, deed description, the recording of the deed, any legal expenses and for any and all other cost associated with this transaction. The Council further authorizes the City Manager to execute said sale.

(Councilor Pushor)

Adjournment: Do I have a motion to adjourn?

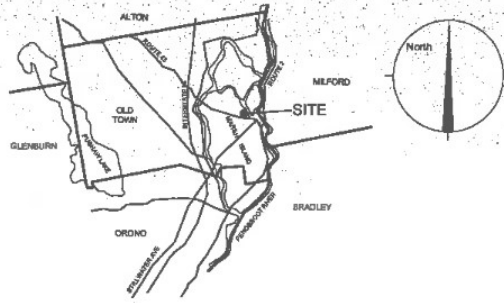
Second-

All in favor-

Opposed-

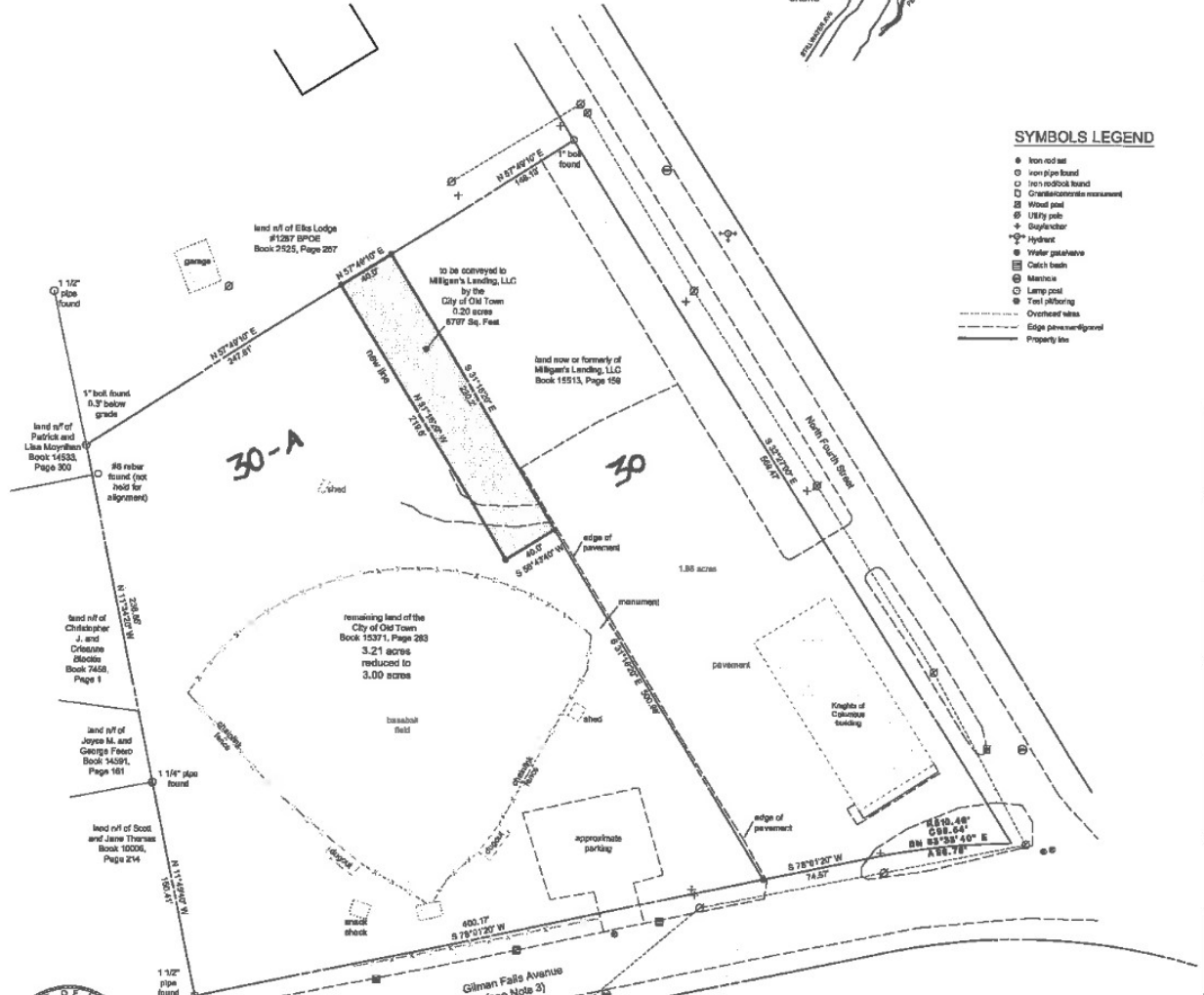
NOTES:

- (1) Documents referenced on this plan are recorded in the Penobscot County Registry of Deeds unless otherwise noted.
- (2) The subject property is located in the City of Old Town R1 Zone.
- (3) Reference is made to the State of Maine Department of Transportation Right of Way Map D.O.T. File No. 10-263.
- (4) Reference is made to a plan titled "Blueberry Hill Tract", recorded in Map File 21, Page 82.



SYMBOLS LEGEND

- Iron rod set
- Iron pipe found
- Iron rod/stake found
- Cast-in-place concrete enclosure
- Wood post
- ⊗ UREY pole
- + Dipstick
- ⊕ Hydrant
- Water gas/wave
- Catch basin
- Manhole
- Lamp post
- Tree planting
- Overhead wires
- - - Edge pavement/gravel
- Property line




PLISGA & DAY
LAND SURVEYORS
 72 MAIN STREET
 BANGOR, MAINE
 DATE: January 16, 2021
 PROJ. NO. 10601
 Email: info@wemapit.com
 Phone: (207) 947-0019
 Toll-Free: 1-800-734-0019
 Website: www.Wemapit.com

SURVEY STANDARD:

THESE PLANS WERE PREPARED FROM INFORMATION OBTAINED BY A SURVEY CONFORMING SUBSTANTIALLY TO THE REQUIREMENTS OF TECHNICAL STANDARDS CONTAINED IN CHAPTER 80, PART 2, OF THE RULES OF THE BOARD OF LICENSURE FOR PROFESSIONAL LAND SURVEYORS, EFFECTIVE APRIL 1, 2001.

Keith E. Blanchard
 KEITH E. BLANCHARD, MAINE LICENSED PROFESSIONAL LAND SURVEYOR NO. 2583



Survey Plan
 of a portion of
 the
City of Old Town
 property Book 15371, Page 283
 to be conveyed to
Milligan's Landing, LLC
 Gilman Falls Avenue
 Old Town Town, Maine

Real Property Description

EXHIBIT **A**Gilman Falls Avenue
Old Town, Maine

A certain lot or parcel of land with the improvements thereon situate in the Town of Old Town, County of Penobscot, State of Maine, more particularly described as follows:

beginning at an iron rod set in the northwesterly corner of land now or formerly of Milligan's Landing, LLC, as described in a deed recorded in Book 15513, Page 159;

thence S 31° 16' 20" E by and along said land of Milligan's Landing, LLC, a distance of 220.2 feet to an iron rod set;

Thence S 58° 43' 40" W, a distance of 40.0 feet to an iron rod set;

Thence N 31° 16' 20" W, a distance of 219.6 feet to an iron rod set in the southeasterly line of land now or formerly of the Elks Lodge #1287 BPOE, as described in a deed recorded in Book 2525, Page 267;

Thence N 57° 49' 10" E, a distance of 40.0 feet to the point of beginning;

containing 0.20 acres;

Iron rods set are three-quarter inch reinforcing rods with a cap marked "Plisga & Day PLS 2383".

Bearings referenced herein are oriented to Grid North referencing the Maine Coordinate System of 1983, East Zone, as determined by a survey conducted by Plisga & Day, Land Surveyors in 2010.

Grantor's source of title reference is made to a deed to the City of Old Town, recorded in the Penobscot County Registry of Deeds Book 15371, Page 283.

Documents referenced in this description are recorded in the Penobscot County Registry of Deeds unless otherwise noted.

January 10, 2022
Keith Blanchard
Professional Land Surveyor, Maine License # 2383

Plisga & Day • Land Surveyors
72 Main Street
Bangor, Maine 04401
www.WeMapIt.com

Page 1 of 1

B